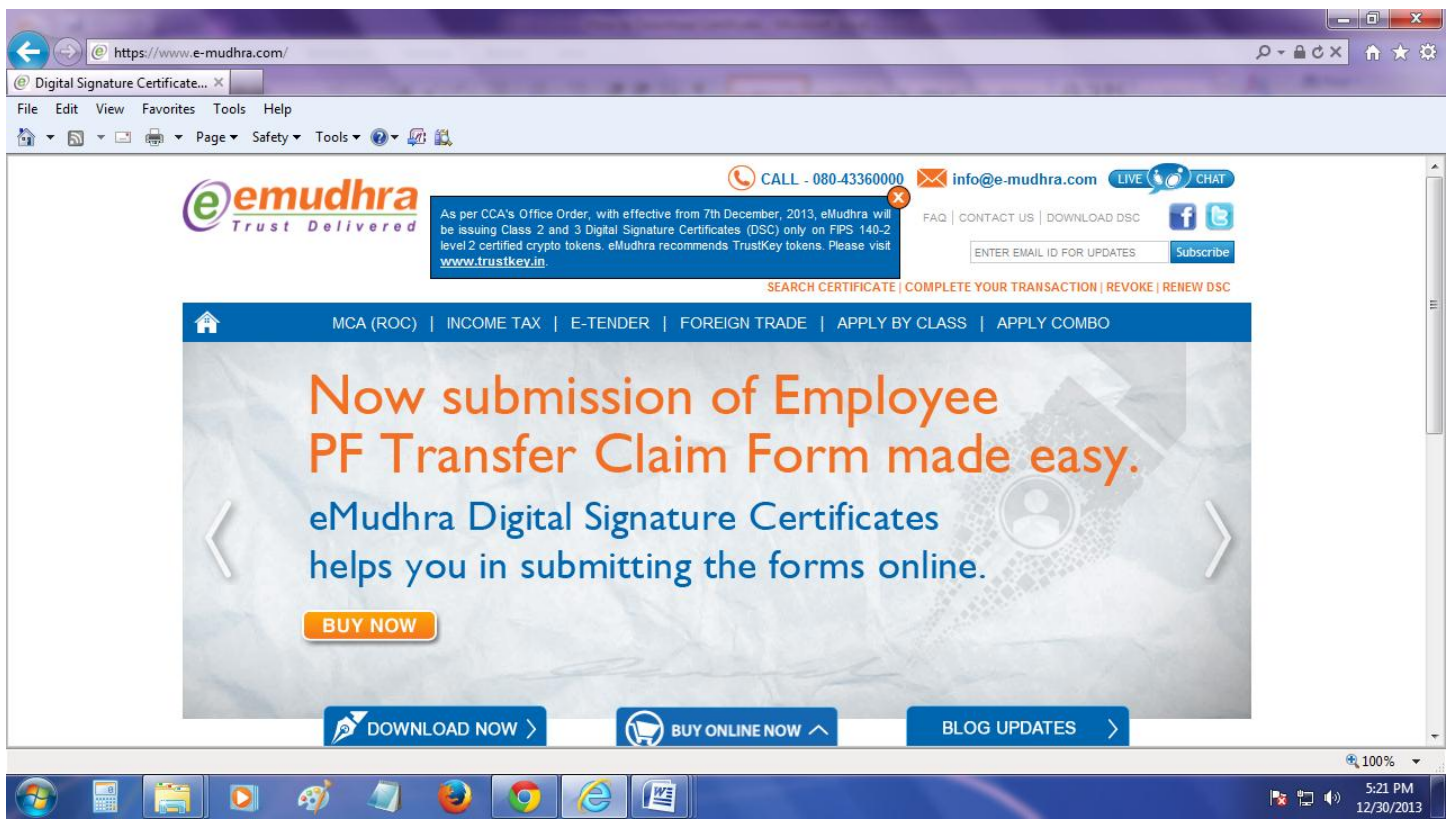


## How to Download Certificate

### Step 1

OPEN INTERNET EXPLORER AND GO TO <https://www.e-mudhra.com>



The screenshot shows the eMudhra website in Internet Explorer. The browser address bar displays <https://www.e-mudhra.com/>. The website header includes the eMudhra logo, contact information (CALL - 080-43360000, info@e-mudhra.com), and a live chat option. A notification box states: "As per CCA's Office Order, with effective from 7th December, 2013, eMudhra will be issuing Class 2 and 3 Digital Signature Certificates (DSC) only on FIPS 140-2 level 2 certified crypto tokens. eMudhra recommends TrustKey tokens. Please visit [www.trustkey.in](http://www.trustkey.in)". The main navigation menu includes MCA (ROC), INCOME TAX, E-TENDER, FOREIGN TRADE, APPLY BY CLASS, and APPLY COMBO. The central banner features the text: "Now submission of Employee PF Transfer Claim Form made easy. eMudhra Digital Signature Certificates helps you in submitting the forms online." Below the banner are buttons for "BUY NOW", "DOWNLOAD NOW", "BUY ONLINE NOW", and "BLOG UPDATES". The Windows taskbar at the bottom shows the system clock as 5:21 PM on 12/30/2013.

Ishika Technologies (P) Ltd, AD-35, Salt Lake City, Sector 1, Near Tank No #4, Kolkata - 700 064 , West Bengal, INDIA

Tele : +91-33-40041848 / +91-33-40068960 / +91-33-23341090. Cell : +91-9432644547 / 9038260669

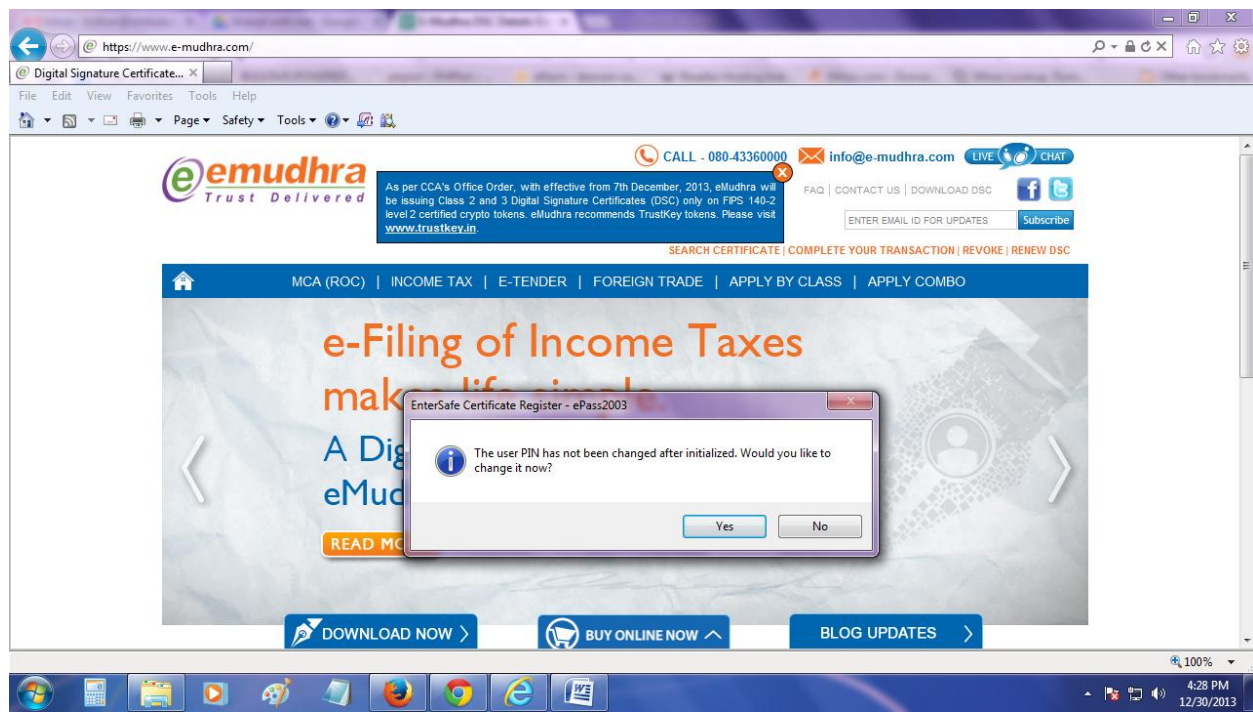
Website : [www.digitalsignature.in](http://www.digitalsignature.in)

Email : [dsc@ishikatech.com](mailto:dsc@ishikatech.com)

## How to Download Certificate

### Step 2

**INSERT BLANK ePass 2003 Token AND THEN SELECT NO**



---

Ishika Technologies (P) Ltd, AD-35, Salt Lake City, Sector 1, Near Tank No #4, Kolkata - 700 064 , West Bengal, INDIA

Tele : +91-33-40041848 / +91-33-40068960 / +91-33-23341090. Cell : +91-9432644547 / 9038260669

Website : [www.digitalsignature.in](http://www.digitalsignature.in)

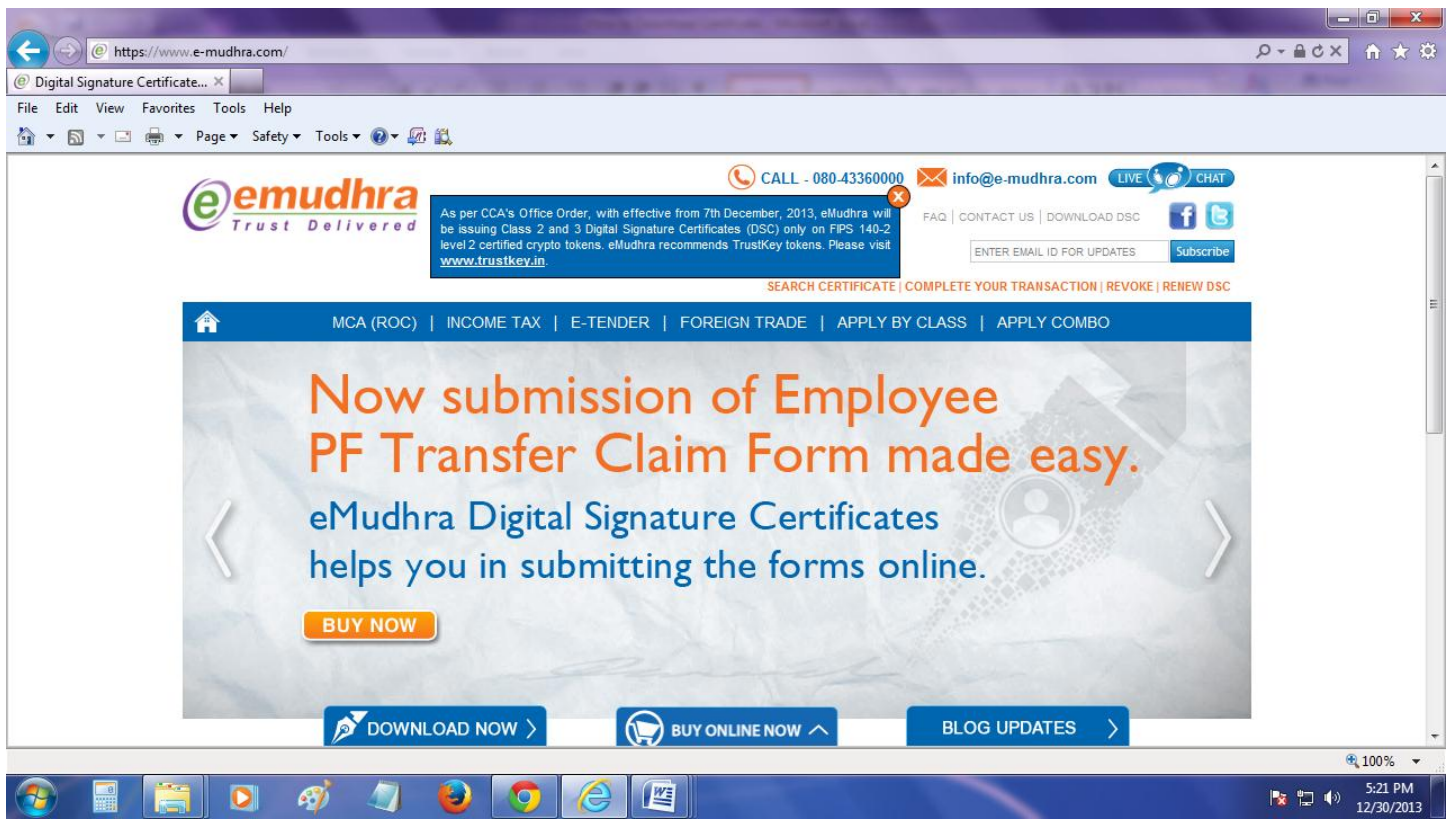
Email : [dsc@ishikatech.com](mailto:dsc@ishikatech.com)

---

## How to Download Certificate

### Step 3

THEN CLICK ON **DOWNLOAD NOW** OPTION



The screenshot shows a web browser window displaying the eMudhra website. The address bar shows the URL <https://www.e-mudhra.com/>. The page features the eMudhra logo with the tagline "Trust Delivered". A navigation menu includes links for MCA (ROC), INCOME TAX, E-TENDER, FOREIGN TRADE, APPLY BY CLASS, and APPLY COMBO. A large banner advertisement reads: "Now submission of Employee PF Transfer Claim Form made easy. eMudhra Digital Signature Certificates helps you in submitting the forms online." Below the banner is a prominent orange "BUY NOW" button. At the bottom of the page, there are three blue buttons: "DOWNLOAD NOW", "BUY ONLINE NOW", and "BLOG UPDATES". The "DOWNLOAD NOW" button is the focus of the instruction. The browser's taskbar at the bottom shows the time as 5:21 PM on 12/30/2013.

Ishika Technologies (P) Ltd, AD-35, Salt Lake City, Sector 1, Near Tank No #4, Kolkata - 700 064 , West Bengal, INDIA

Tele : +91-33-40041848 / +91-33-40068960 / +91-33-23341090. Cell : +91-9432644547 / 9038260669

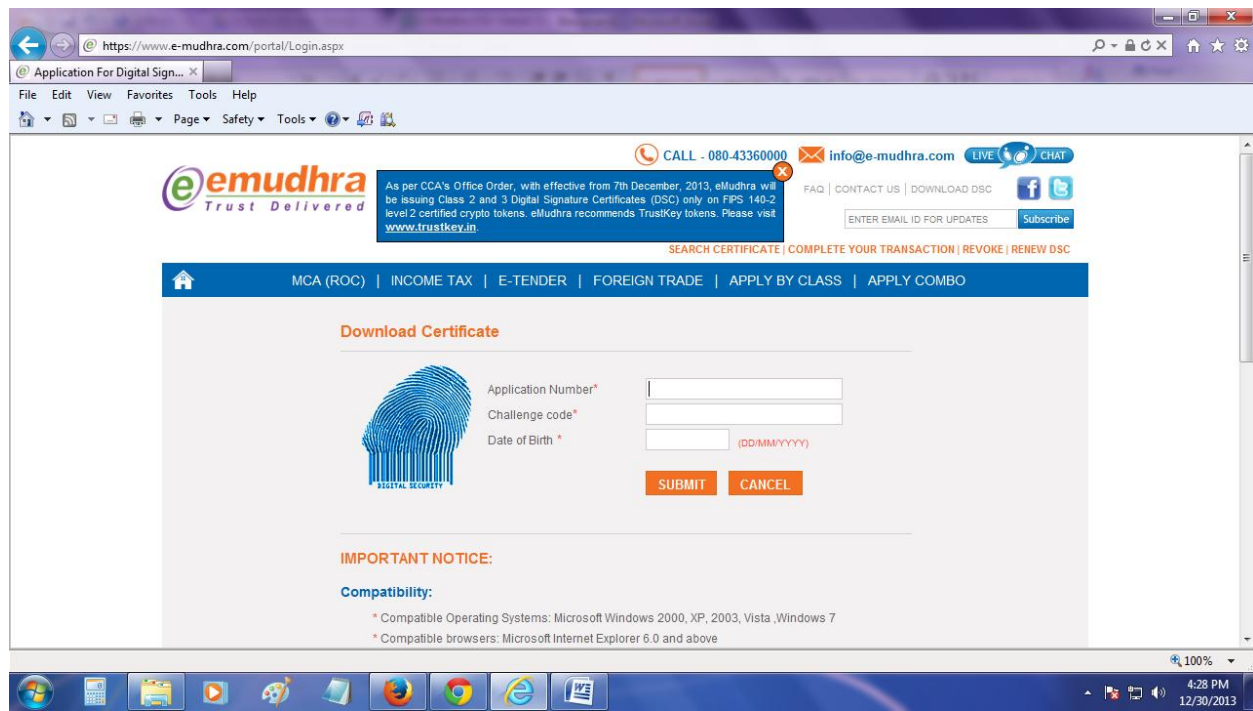
Website : [www.digitalsignature.in](http://www.digitalsignature.in)

Email : [dsc@ishikatech.com](mailto:dsc@ishikatech.com)

## How to Download Certificate

### Step 4 (Part 1)

**GIVE YOUR APPLICATION NUMBER BY PRESSING Ctrl V KEY**



The screenshot shows a web browser window with the URL <https://www.e-mudhra.com/portal/Login.aspx>. The page title is "Application For Digital Sign...". The browser's address bar shows the URL. The page content includes the eMudhra logo with the tagline "Trust Delivered". A notification banner states: "As per CCA's Office Order, with effective from 7th December, 2013, eMudhra will be issuing Class 2 and 3 Digital Signature Certificates (DSC) only on FPS 140-2 level/2 certified crypto tokens. eMudhra recommends TrustKey tokens. Please visit [www.trustkey.in](http://www.trustkey.in)". Contact information includes "CALL - 080-43360000" and "info@e-mudhra.com". There are links for "LIVE CHAT", "FAQ", "CONTACT US", "DOWNLOAD DSC", and "Subscribe". A search bar is present with the text "ENTER EMAIL ID FOR UPDATES". The main navigation menu includes "MCA (ROC)", "INCOME TAX", "E-TENDER", "FOREIGN TRADE", "APPLY BY CLASS", and "APPLY COMBO". The "Download Certificate" section features a fingerprint icon with the text "DIGITAL SECURITY". The form fields are: "Application Number\*" (with a text input field), "Challenge code\*" (with a text input field), and "Date of Birth\*" (with a date input field and the format "(DD/MM/YYYY)"). There are "SUBMIT" and "CANCEL" buttons. Below the form is an "IMPORTANT NOTICE:" section with "Compatibility:" information: "\* Compatible Operating Systems: Microsoft Windows 2000, XP, 2003, Vista, Windows 7" and "\* Compatible browsers: Microsoft Internet Explorer 6.0 and above". The Windows taskbar at the bottom shows the date and time as "4:28 PM 12/30/2013".

Ishika Technologies (P) Ltd, AD-35, Salt Lake City, Sector 1, Near Tank No #4, Kolkata - 700 064 , West Bengal, INDIA

Tele : +91-33-40041848 / +91-33-40068960 / +91-33-23341090. Cell : +91-9432644547 / 9038260669

Website : [www.digitalsignature.in](http://www.digitalsignature.in)

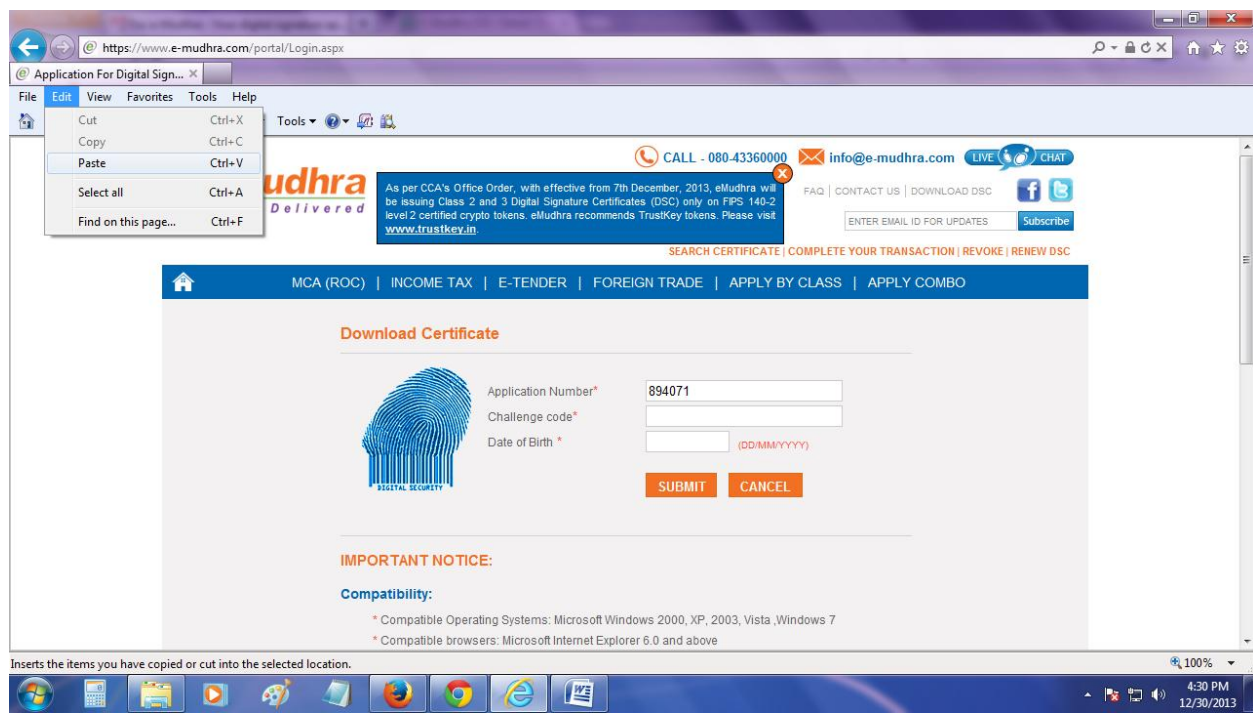
Email : [dsc@ishikatech.com](mailto:dsc@ishikatech.com)

## How to Download Certificate

### Step 4 (Part 2)

THEN, GO **EDIT** MENU AND

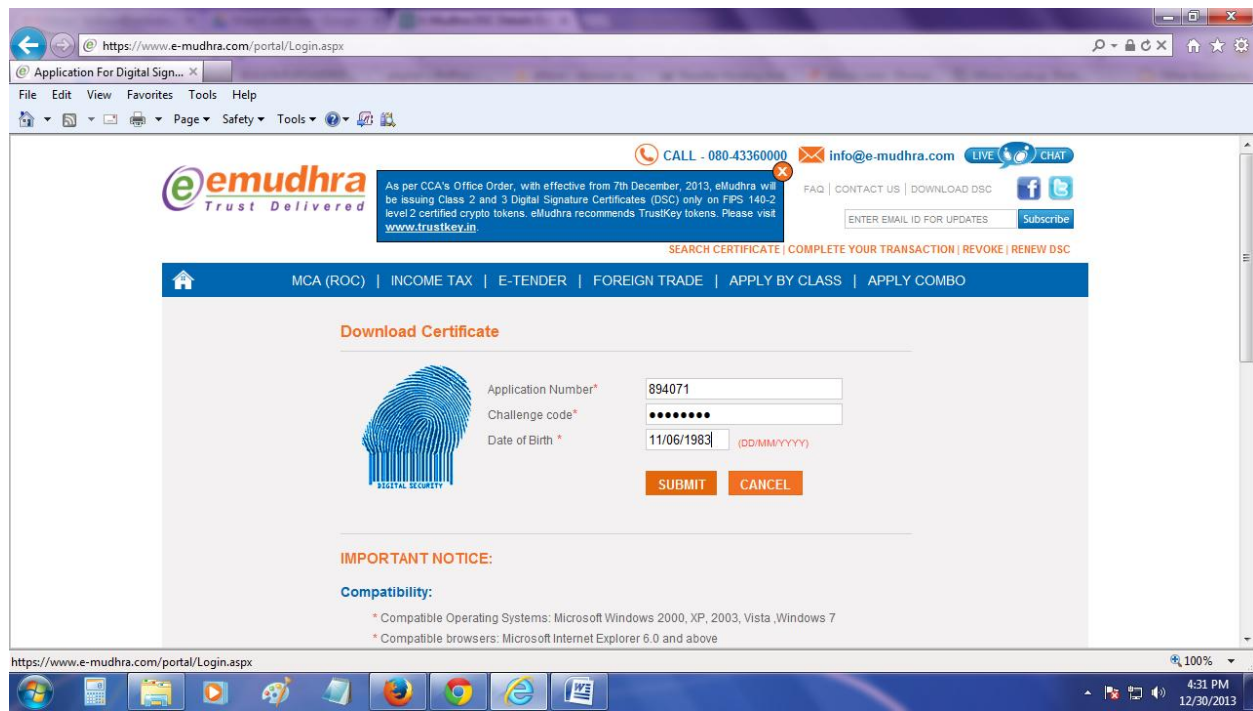
SELECT **Paste** OPTION TO PUT THE **CHALLENGE CODE**



## How to Download Certificate

### Step 4 (Part 3)

AND FINALLY GIVE YOUR **DATE OF BIRTH** AND THEN CLICK ON **SUBMIT**



Application Number\* 894071  
Challenge code\* \*\*\*\*\*  
Date of Birth \* 11/06/1983 (DD/MM/YYYY)

**SUBMIT** **CANCEL**

**IMPORTANT NOTICE:**

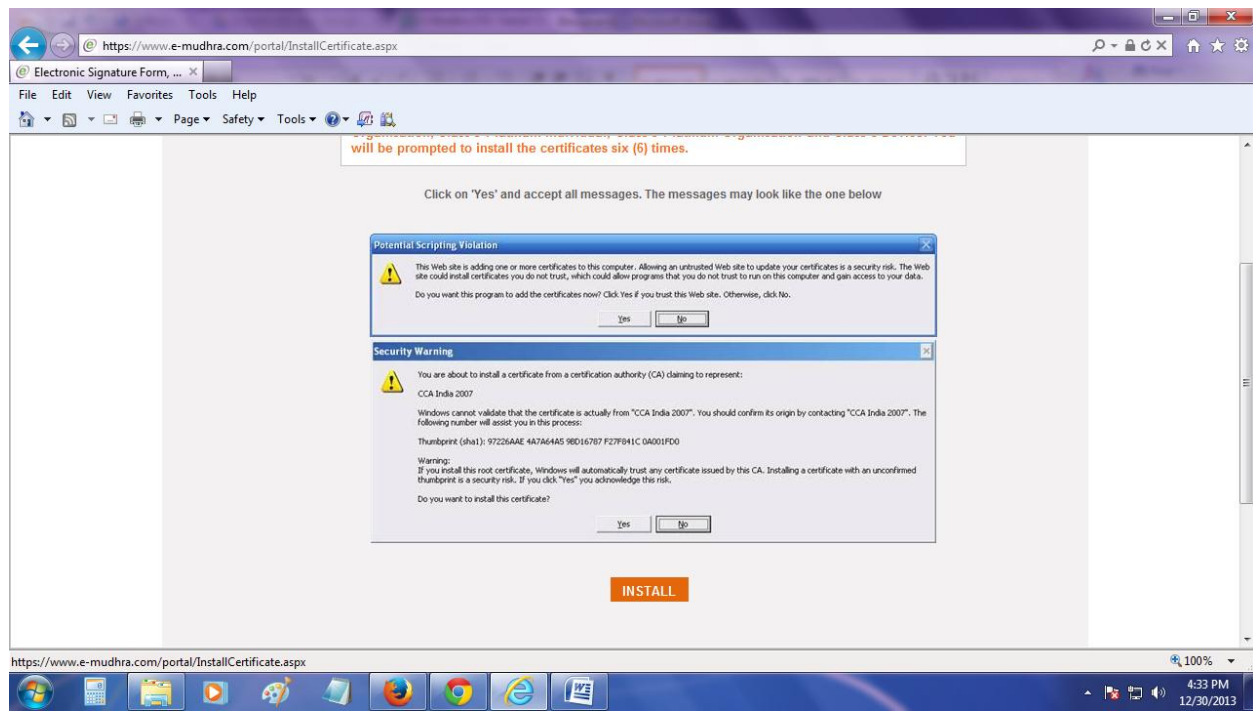
**Compatibility:**

- \* Compatible Operating Systems: Microsoft Windows 2000, XP, 2003, Vista, Windows 7
- \* Compatible browsers: Microsoft Internet Explorer 6.0 and above

## How to Download Certificate

### Step 5

**PLEASE, SCROLL DOWN NOW AND CLICK ON **INSTALL****



---

Ishika Technologies (P) Ltd, AD-35, Salt Lake City, Sector 1, Near Tank No #4, Kolkata - 700 064 , West Bengal, INDIA

Tele : +91-33-40041848 / +91-33-40068960 / +91-33-23341090. Cell : +91-9432644547 / 9038260669

Website : [www.digitalsignature.in](http://www.digitalsignature.in)

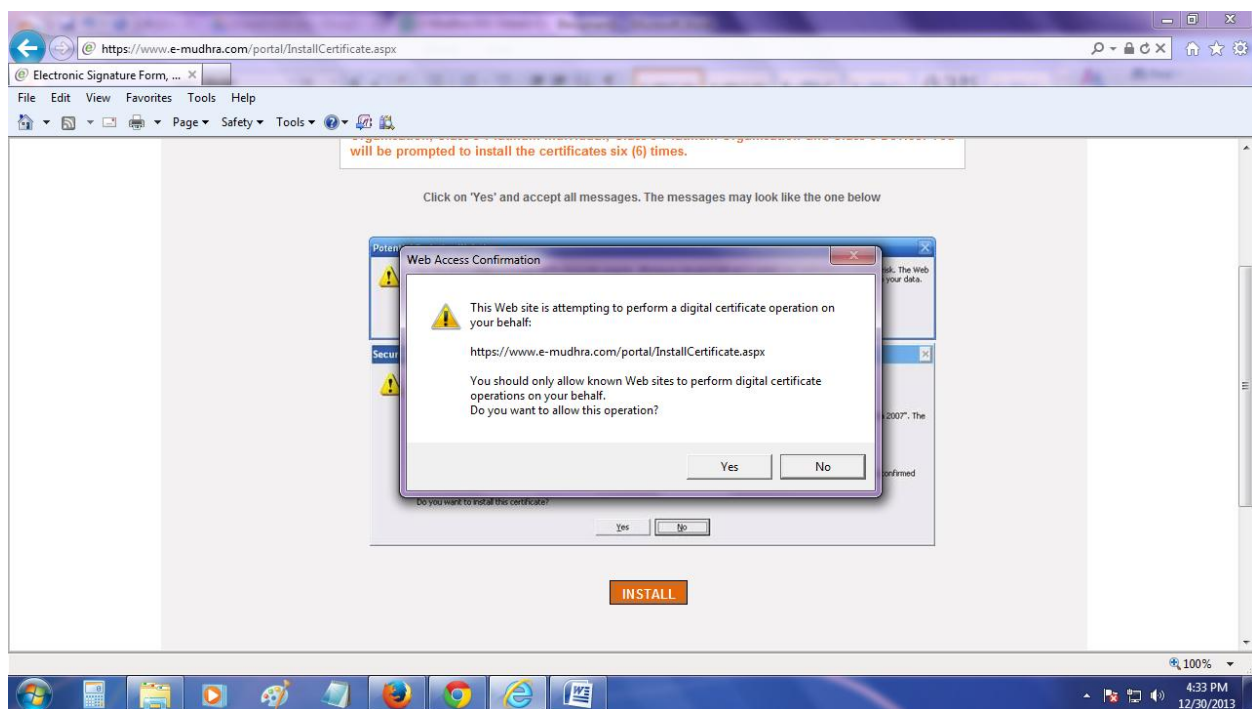
Email : [dsc@ishikatech.com](mailto:dsc@ishikatech.com)

---

## How to Download Certificate

### Step 6

**CLICK ON YES**

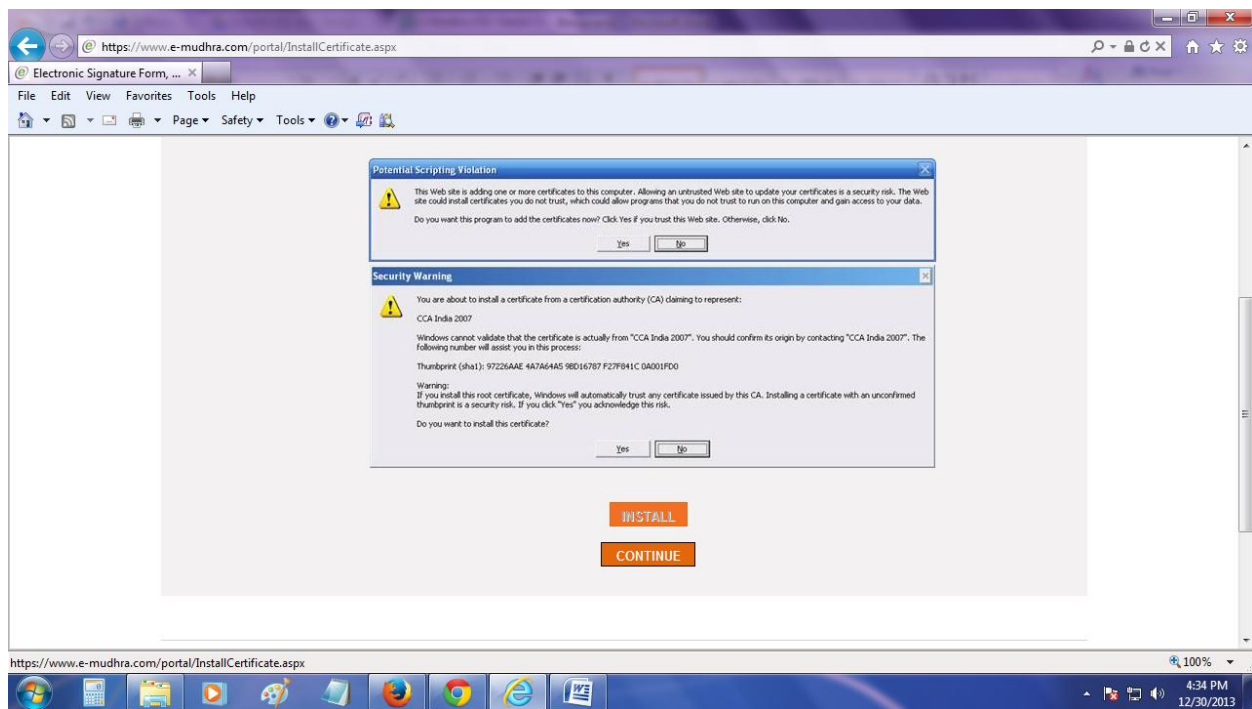




## How to Download Certificate

### Step 7

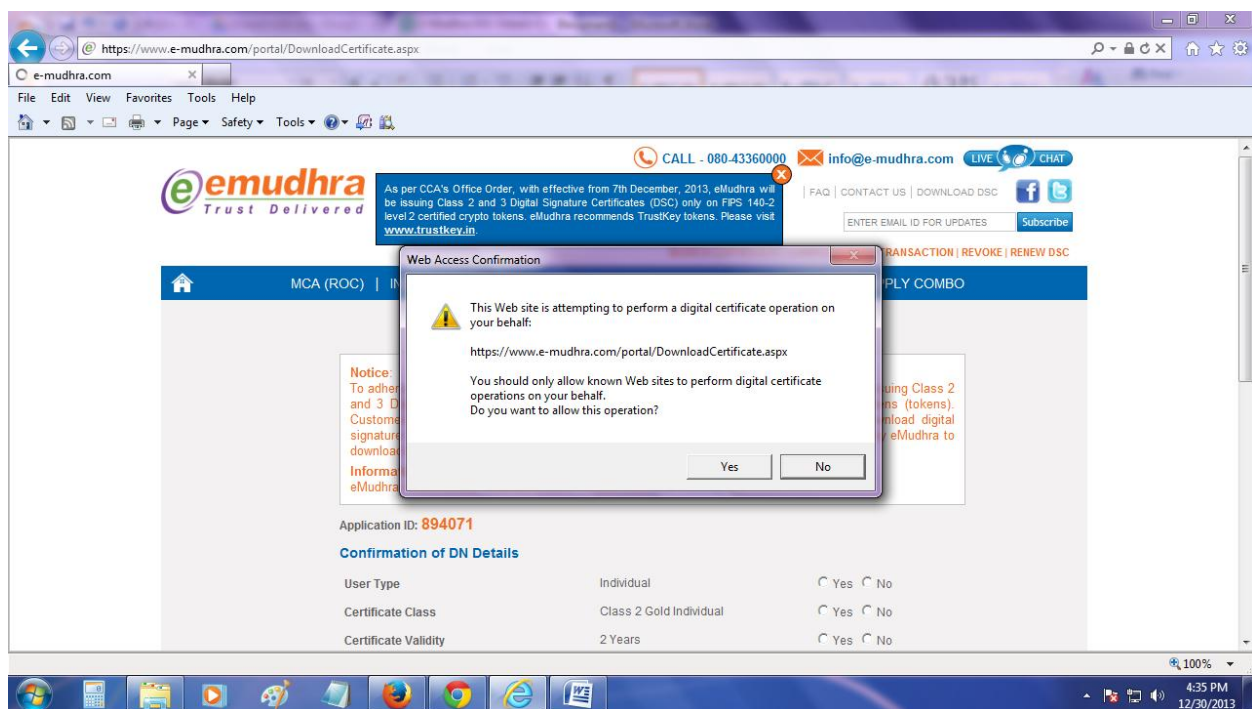
**NOW CLICK TO CONTINUE**



## How to Download Certificate

### Step 8

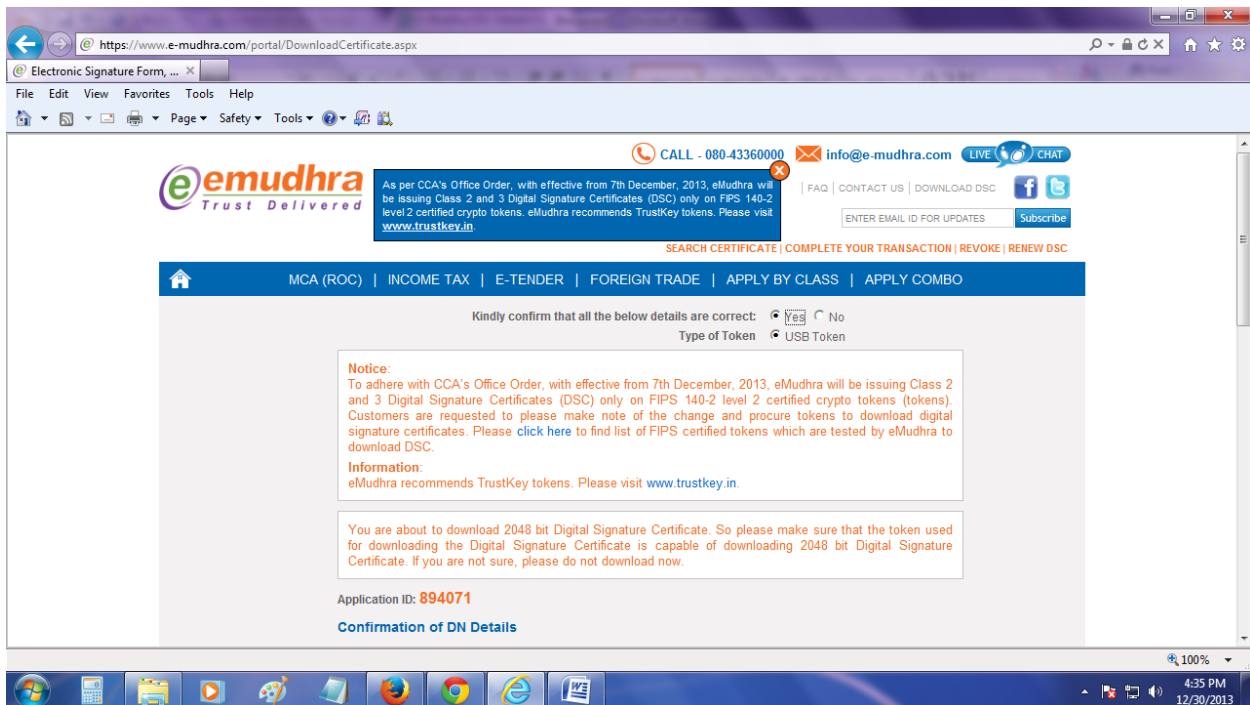
**AGAIN CLICK ON YES**



## How to Download Certificate

### Step 9

PLEASE, CLICK ON OPTION **YES** AND  
VERIFY ALL OTHER INFO ARE ALSO **YES** SELECTED

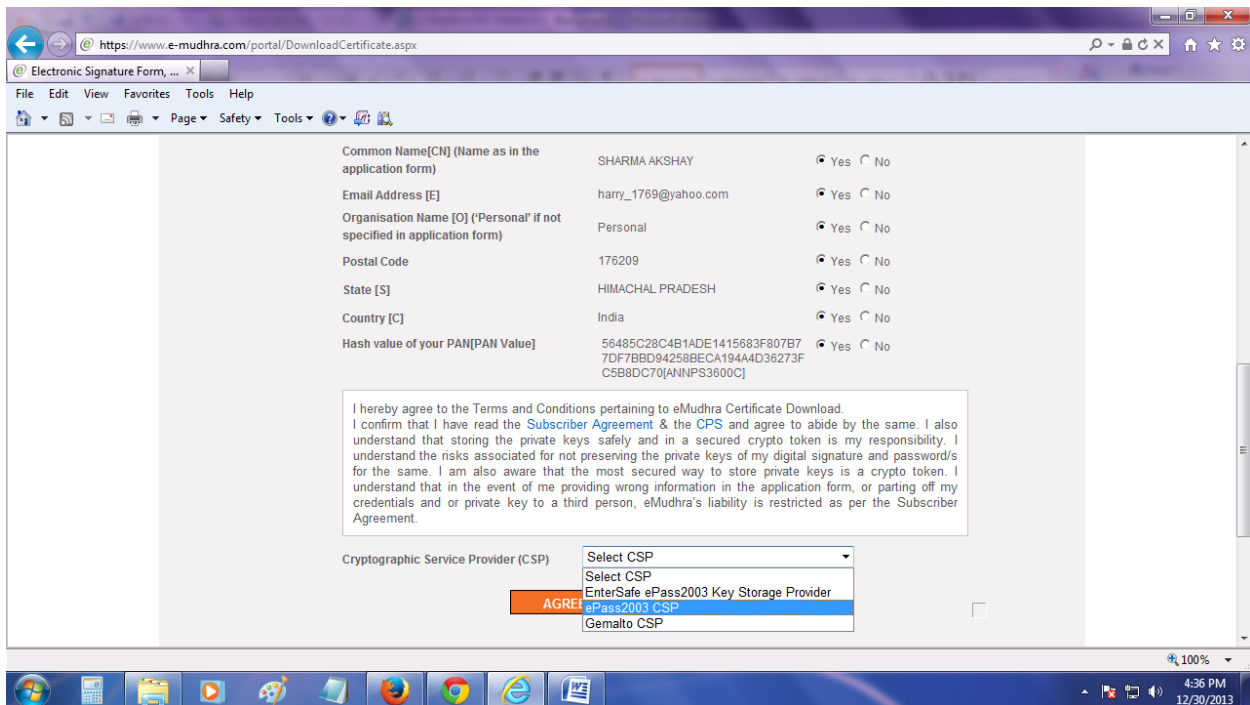


The screenshot shows a web browser window at the URL <https://www.e-mudhra.com/portal/DownloadCertificate.aspx>. The page title is "Electronic Signature Form, ...". The browser's address bar shows the URL. The page content includes the eMudhra logo with the tagline "Trust Delivered". A navigation menu contains links for MCA (ROC), INCOME TAX, E-TENDER, FOREIGN TRADE, APPLY BY CLASS, and APPLY COMBO. A confirmation prompt asks the user to verify details, with radio buttons for "Yes" (selected) and "No". Below this, a "Notice" box states that eMudhra will only issue Class 2 and 3 Digital Signature Certificates (DSC) on FIPS 140-2 level 2 certified crypto tokens as of December 7, 2013. An "Information" box recommends TrustKey tokens. A final warning states that the user is about to download a 2048-bit Digital Signature Certificate and must ensure the token is compatible. The application ID is 894071. The page footer shows the system tray with the date 12/30/2013 and time 4:35 PM.

## How to Download Certificate

### Step 10

**NOW SCROLL DOWN AND SELECT ePass2003 CSP OPTION**



Common Name[CN] (Name as in the application form) SHARMA AKSHAY  Yes  No

Email Address [E] harry\_1769@yahoo.com  Yes  No

Organisation Name [O] ('Personal' if not specified in application form) Personal  Yes  No

Postal Code 176209  Yes  No

State [S] HIMACHAL PRADESH  Yes  No

Country [C] India  Yes  No

Hash value of your PAN[PAN Value] 56485C28C4B1ADE1415683F807B77DF7BBD94258BECA194A4D36273FC5B8DC70[ANNPS3600C]  Yes  No

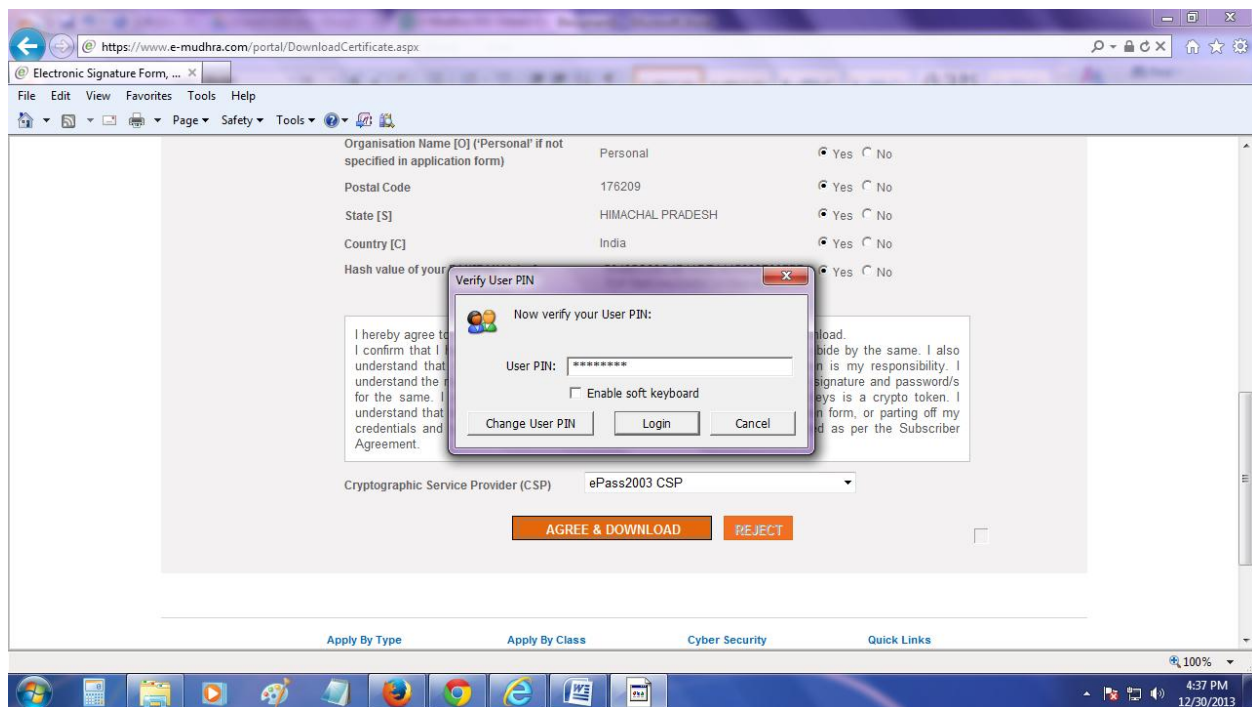
I hereby agree to the Terms and Conditions pertaining to eMudhra Certificate Download. I confirm that I have read the [Subscriber Agreement](#) & the [CPS](#) and agree to abide by the same. I also understand that storing the private keys safely and in a secured crypto token is my responsibility. I understand the risks associated for not preserving the private keys of my digital signature and passwords for the same. I am also aware that the most secured way to store private keys is a crypto token. I understand that in the event of me providing wrong information in the application form, or parting off my credentials and or private key to a third person, eMudhra's liability is restricted as per the Subscriber Agreement.

Cryptographic Service Provider (CSP)   
Select CSP  
EnterSafe ePass2003 Key Storage Provider  
**ePass2003 CSP**  
Gemalto CSP

## How to Download Certificate

### Step 11

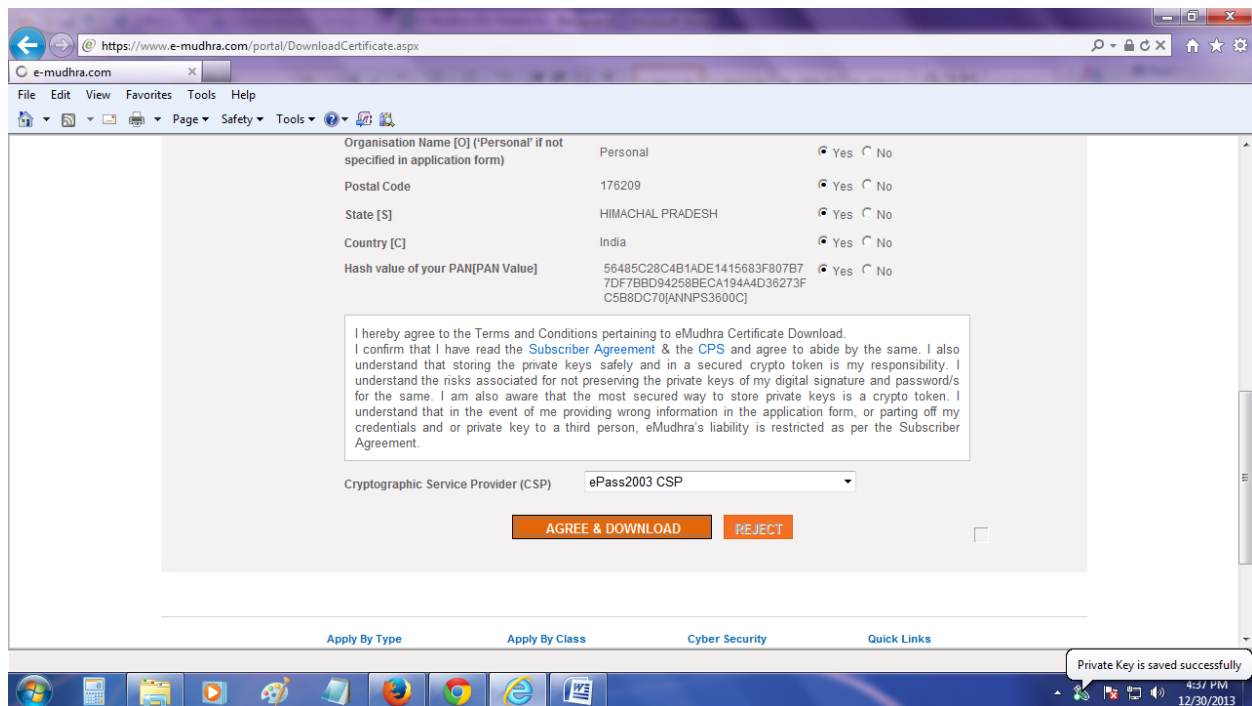
USE THE **PIN AS GIVEN (12345678)** AND  
CLICK ON **LOGIN**



## How to Download Certificate

### Step 12

**CLICK AGREE AND DOWNLOAD TO PROCEED**



The screenshot shows a web browser window at the URL <https://www.e-mudhra.com/portal/DownloadCertificate.aspx>. The page contains a form with the following fields:

Organisation Name [O] ('Personal' if not specified in application form)	Personal	<input checked="" type="radio"/> Yes <input type="radio"/> No
Postal Code	176209	<input checked="" type="radio"/> Yes <input type="radio"/> No
State [S]	HIMACHAL PRADESH	<input checked="" type="radio"/> Yes <input type="radio"/> No
Country [C]	India	<input checked="" type="radio"/> Yes <input type="radio"/> No
Hash value of your PAN[PAN Value]	56485C28C4B1ADE1415683F807B7 7DF7BBD94258BECA194A4D36273F C5B8DC70JANNPS3600C	<input checked="" type="radio"/> Yes <input type="radio"/> No

Below the form is a text box containing the following text:

I hereby agree to the Terms and Conditions pertaining to eMudhra Certificate Download. I confirm that I have read the [Subscriber Agreement](#) & the [CPS](#) and agree to abide by the same. I also understand that storing the private keys safely and in a secured crypto token is my responsibility. I understand the risks associated for not preserving the private keys of my digital signature and password/s for the same. I am also aware that the most secured way to store private keys is a crypto token. I understand that in the event of me providing wrong information in the application form, or parting off my credentials and or private key to a third person, eMudhra's liability is restricted as per the Subscriber Agreement.

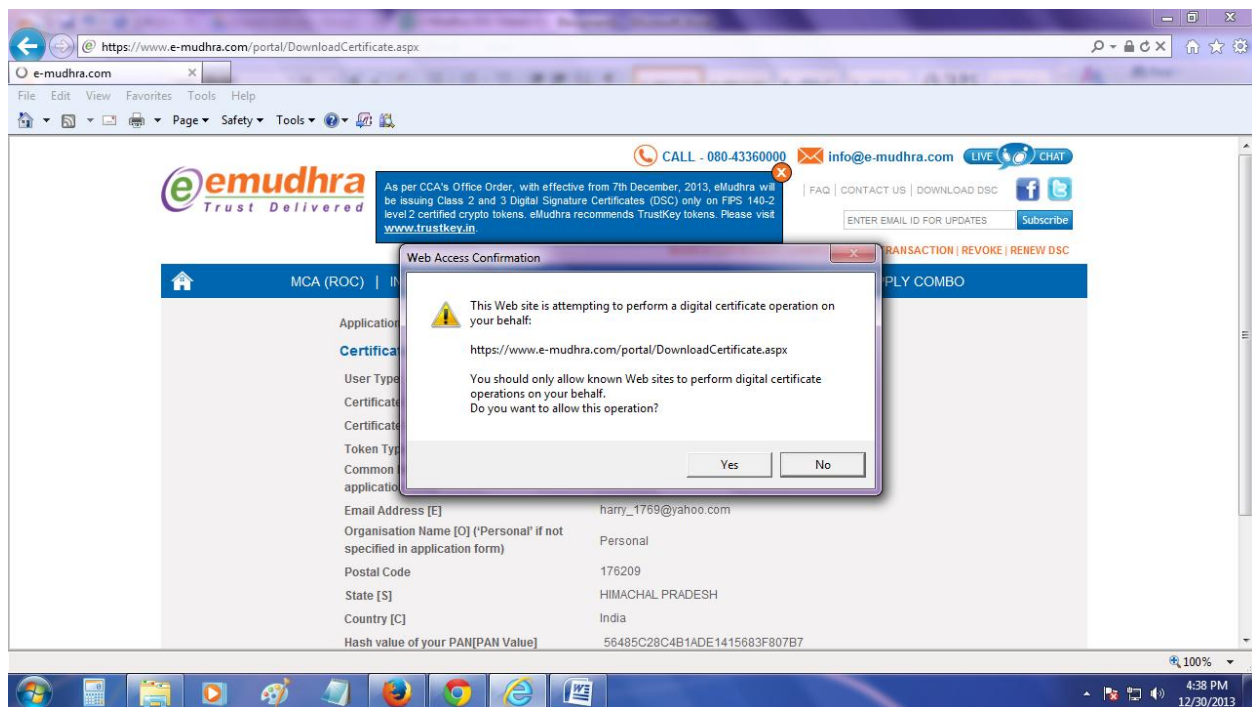
Below the text box is a dropdown menu for "Cryptographic Service Provider (CSP)" with "ePass2003 CSP" selected. At the bottom of the form are two buttons: "AGREE & DOWNLOAD" and "REJECT".

At the bottom of the browser window, there is a notification that says "Private Key is saved successfully". The system tray shows the time as 4:51 PM on 12/30/2013.

## How to Download Certificate

### Step 12

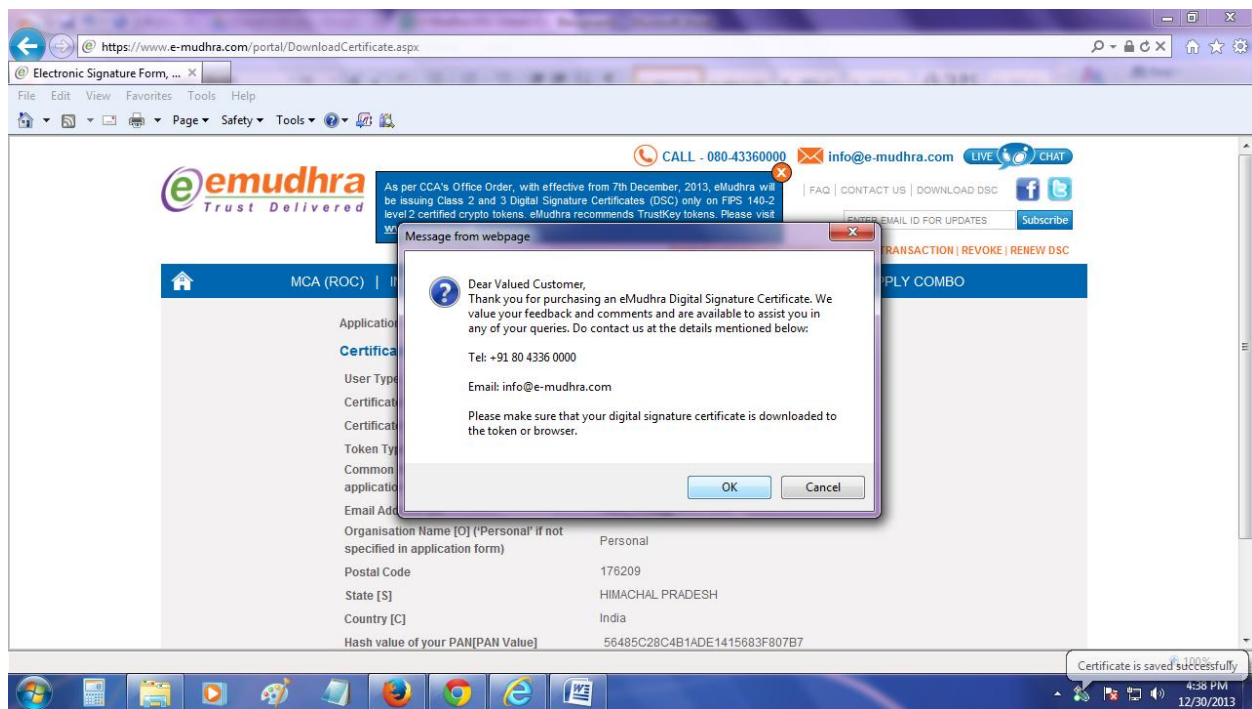
**CLICK ON YES**



## How to Download Certificate

### Step 12

**AGAIN CLICK ON OK**





## How to Download Certificate

### Step 13

PLEASE WAIT A MOMENT TO SEE TILL MESSAGE POP-UPS **CETIFICATE**  
**DOWNLOAD SUCCESSULLY**

